

Carlyle Direct Lending CLO 2015-1R LLC

Distribution Report
as of
July 05, 2022

Please contact SSBCDOweb@StateStreet.com to obtain access to Carlyle Direct Lending CLO 2015-1R LLC reports on MyStateStreet.com

Contact Email Address: CarlyleCLOTrustee@StateStreet.com
Web Address:: <http://My.StateStreet.com>



Executive Summary

Critical Dates

Closing Date : June 26, 2015
 Effective Date : September 14, 2015
 1st Payment Date : October 15, 2015
 Investment Period End Date : October 16, 2023
 Maturity Date : October 15, 2031

	Payment/Report Date	Determination Date
Next Payment Date :	October 17, 2022	October 04, 2022
Next Report Date :	August 04, 2022	July 25, 2022

Deal Information

Original Deal Size : 575,100,000.00
 Current Deal Size : 449,200,000.00
 Report Calculation Basis : Settlement Date Basis
 Issuer Domicile : United States
 Base Currency : United States Dollar (USD)

Contact Information

Trustee: State Street Bank and Trust Company
 Email Address: CarlyleCLOTrustee@StateStreet.com
 Collateral Manager: Carlyle Global Credit Investment Management L.L.C.

Liabilities

Security Name	Rule 144 A	Reg S	Currency	Original		Index	Spread	Coupon	Projected Payment	S&P		Fitch	
				Par Amount	Current Par Amount					Original	Current	Original	Current
Class A-1-1-R Notes	14310QAA6	U1447QAA6	USD	234,800,000.00	234,800,000.00	1.04429000	1.55000000	2.59429000	1,539,768.77	AAA	AAA	AAA	AAA
Class A-1-2-R Notes	14310QAC2	U1447QAB4	USD	50,000,000.00	50,000,000.00	1.04429000	1.78000000	2.82429000	356,958.88	AAA	AAA	AAA	AAA
Class A-1-3-R Notes	14310QAE8	U1447QAC2	USD	25,000,000.00	25,000,000.00	N/A	N/A	4.56000000	285,000.00	AAA	AAA	AAA	AAA
Class A-2-R Notes	14310QAG3	U1447QAD0	USD	66,000,000.00	66,000,000.00	1.04429000	2.20000000	3.24429000	541,255.71	AA	AA	NR	NR
Class B Notes	14310QAJ7	U1447QAE8	USD	46,400,000.00	46,400,000.00	1.04429000	3.15000000	4.19429000	491,943.61	A	A	NR	NR
Class C Notes	14310QAL2	U1447QAF5	USD	27,000,000.00	27,000,000.00	1.04429000	4.00000000	5.04429000	344,272.79	BBB-	BBB-	NR	NR
				449,200,000.00	449,200,000.00				3,559,199.76				
Equity Name	Rule 144 A	Reg S	Currency	Original Par Amount	Current Par Amount								
PREFERRED INTEREST	14311H503	NA	USD	125,900,000.00	104,525,000.00								
				Total:	575,100,000.00	553,725,000.00							

Cash Account Balances

Currency	Account Name	Balance
USD	Custodial Account	0.00
	Principal Collection Account	41,204,673.58
	Ramp-Up Account	0.00
	Reinvestment Amount Account	0.00
	Revolver Funding Account	0.00
	Expense Reserve Account	0.00
	Interest Collection Account	10,088,276.43
	Interest Reserve Account	0.00

Collateral Principal Amount

Aggregate Principal Balance of Collateral Obligations	506,728,556.32
Defaulted Collateral Obligations	0.00
Principal Collection Account	41,204,673.58
Outstanding Principal Proceeds Account	0.00
Ramp Up Account	0.00
Principal Proceeds for Unsettled Trades	0.00
Reinvestment Amount Account	0.00
Collateral Principal Amount (CPA)	547,933,229.90

Collateral Executive Summary

Top Ten Issuers *

LVF Holdings, Inc	18,361,250.00	3.35%
Maverick Acquisition, Inc.	18,361,250.00	3.35%
Speedstar Holding Corporation	15,613,362.96	2.85%
Quantic Electronics, LLC	15,565,000.00	2.84%
Turbo Buyer, Inc.	15,513,637.43	2.83%
PF Atlantic Holdco 2, LLC	15,473,532.14	2.82%
NMI AcquisitionCo, Inc.	15,458,515.79	2.82%
Hercules Borrower LLC	15,344,611.53	2.80%
Jeg's Automotive, LLC	14,925,000.00	2.72%
USLS Acquisition, Inc.	14,917,299.95	2.72%

Top Ten S&P Industry Classifications *

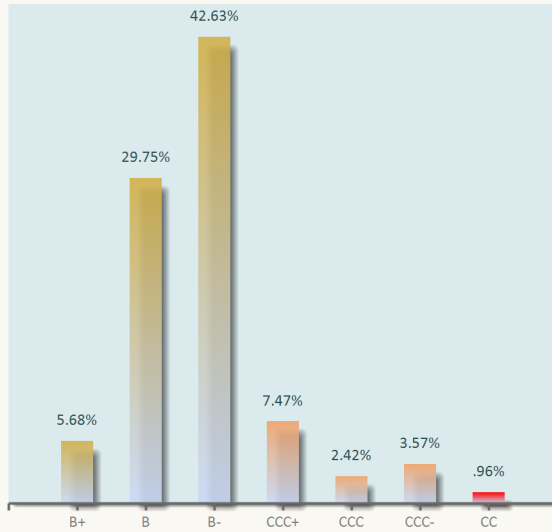
Aerospace & Defense (3020000)	56,843,330.65	10.37%
Software (8040000)	46,792,430.12	8.54%
Automobiles (4020000)	46,052,000.39	8.40%
Professional Services (9612010)	32,114,277.44	5.86%
Health Care Providers & Services (6030000)	29,078,389.23	5.31%
Containers & Packaging (2040000)	28,997,887.70	5.29%
Commercial Services & Supplies (3110000)	28,775,355.45	5.25%
Hotels, Restaurants & Leisure (4210000)	26,455,248.86	4.83%
Chemicals (2020000)	24,462,705.03	4.46%
Diversified Telecommunication Services (9020000)	19,247,289.28	3.51%

* Percentage of the Collateral Principal Amount

Fitch Rating
Percentage of the Collateral Principal Amount

Rating Distribution

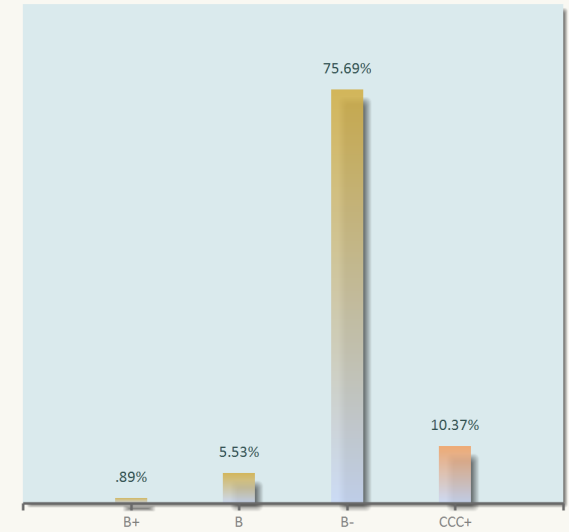
B+	31,127,000.39	(5.68%)
B	163,000,977.84	(29.75%)
B-	233,599,542.44	(42.63%)
CCC+	40,926,758.98	(7.47%)
CCC	13,281,144.79	(2.42%)
CCC-	19,539,362.79	(3.57%)
CC	5,253,769.09	(.96%)



S&P Rating
Percentage of the Collateral Principal Amount

Rating Distribution

B+	4,854,042.37	(.89%)
B	30,320,676.44	(5.53%)
B-	414,728,599.26	(75.69%)
CCC+	56,825,238.25	(10.37%)



Test Summary

Test Type	Test Name	Prior Result	Current Result	Threshold	Test Result
Overcollateralization Tests	Class A Overcollateralization Ratio Test	144.42%	144.29%	136.40% Min	Pass
	Class B Overcollateralization Ratio Test	128.55%	128.43%	122.30% Min	Pass
	Class C Overcollateralization Ratio Test	120.82%	120.71%	116.40% Min	Pass
	Interest Diversion Test	120.82%	120.71%	117.40% Min	Pass
	Event of Default Test	177.03%	176.87%	102.50% Min	Pass
Interest Coverage Tests	Class A Interest Coverage Ratio Test	318.02%	361.34%	120.00% Min	Pass
	Class B Interest Coverage Ratio Test	269.36%	306.05%	115.00% Min	Pass
	Class C Interest Coverage Ratio Test	243.30%	276.44%	110.00% Min	Pass
Collateral Quality Tests	CQT (i) Minimum Floating Spread Test	5.85%	5.92%	5.75% Min	Pass
	CQT (ii) Minimum Weighted Average Coupon Test	There currently are no fixed rate securities			N/A
	CQT (iii) Minimum Weighted Average S&P Recovery Rate Test	48.8%	48.7%	44.0% Min	Pass
	CQT (v) Maximum Fitch Rating Factor Test	41.45	40.79	42.00 Max	Pass
	CQT (vi) Minimum Weighted Average Fitch Recovery Rate Test	75.4%	75.0%	68.5% Min	Pass
	CQT (vii) Minimum Fitch Floating Spread Test	5.85%	5.92%	5.75% Min	Pass
	CQT (viii) Weighted Average Life Test	3.97	3.92	5.15 Max	Pass
	Concentration Limitation Tests	(i)(a) Senior Secured Loans, Cash and Eligible Investments	96.2%	96.2%	90.0% Min
(i)(b) Second Lien Loans and Unsecured Loans		3.8%	3.8%	7.5% Max	Pass
(i)(c) First Lien Last Out Loans		0.0%	0.0%	7.5% Max	Pass
(ii) 1st Largest Obligor		3.4%	3.4%	3.5% Max	Pass
(ii) 1st Largest Obligor - DIP Obligations or Cov-Lite Loans		0.0%	0.0%	3.0% Max	Pass
(ii) 1st Largest Obligor - FLLO, Second Lien or Unsecured Loans		1.1%	1.1%	1.5% Max	Pass
(ii) 3rd Largest Obligor		2.9%	2.8%	3.5% Max	Pass
(ii) 4th Largest Obligor		2.8%	2.8%	3.0% Max	Pass
(iii)(a) Collateral Obligations with a Fitch Rating of CCC+ or below		16.9%	14.4%	17.5% Max	Pass
(iii)(b) Collateral Obligations with an S&P Rating of CCC+ or below		9.5%	10.4%	17.5% Max	Pass
(iv) Collateral Obligations that pay interest less frequently than quarterly		0.0%	0.0%	5.0% Max	Pass
(v) Fixed Rate Obligations		0.0%	0.0%	5.0% Max	Pass
(vi) Current Pay Obligations		0.0%	0.0%	5.0% Max	Pass
(vii) DIP Collateral Obligations		0.0%	0.0%	5.0% Max	Pass
(vii) Unfunded Delayed Drawdown and Revolving Collateral Obligations		0.0%	0.0%	10.0% Max	Pass
(ix)(a) Deferrable Obligations		2.1%	2.1%	5.0% Max	Pass
(ix)(b) Partial Deferring Obligations		9.5%	9.5%	2.5% Max	Fail
(x) Participation Interests		0.0%	0.0%	5.0% Max	Pass
(xi) Individual S&P Counterparty - Participations or LC - AAA		0.0%	0.0%	20.0% Max	Pass
(xi) Individual S&P Counterparty - Participations or LC - AA+		0.0%	0.0%	10.0% Max	Pass
(xi) Individual S&P Counterparty - Participations or LC - AA		0.0%	0.0%	10.0% Max	Pass
(xi) Individual S&P Counterparty - Participations or LC - AA-		0.0%	0.0%	10.0% Max	Pass
(xi) Individual S&P Counterparty - Participations or LC - A+		0.0%	0.0%	5.0% Max	Pass
(xi) Individual S&P Counterparty - Participations or LC - A		0.0%	0.0%	5.0% Max	Pass
(xi) Individual S&P Counterparty - Participations or LC - A- or lower		0.0%	0.0%	0.0% Max	Pass
(xi) Aggregate S&P Counterparty - Participations or LC - AAA		0.0%	0.0%	20.0% Max	Pass
(xi) Aggregate S&P Counterparty - Participations or LC - AA+		0.0%	0.0%	10.0% Max	Pass
(xi) Aggregate S&P Counterparty - Participations or LC - AA		0.0%	0.0%	10.0% Max	Pass

Test Type	Test Name	Prior Result	Current Result	Threshold	Test Result
Concentration Limitation Tests	(xi) Aggregate S&P Counterparty - Participations or LC - AA-	0.0%	0.0%	10.0% Max	Pass
	(xi) Aggregate S&P Counterparty - Participations or LC - A+	0.0%	0.0%	5.0% Max	Pass
	(xi) Aggregate S&P Counterparty - Participations or LC - A	0.0%	0.0%	5.0% Max	Pass
	(xi) Aggregate S&P Counterparty - Participations or LC - A- or lower	0.0%	0.0%	0.0% Max	Pass
	(xii) Collateral Obligations with an S&P Rating derived from a Fitch Rating or a Moody's Rating	0.0%	0.0%	10.0% Max	Pass
	(xiii)(a) Non-Emerging Market Obligors	100.0%	100.0%	100.0% Min	Pass
	(xiii)(b) All countries (in the aggregate) other than the United States	5.3%	5.3%	20.0% Max	Pass
	(xiii)(b) Canada	4.0%	4.0%	15.0% Max	Pass
	(xiii)(b) Any individual Group I Country	1.3%	1.3%	15.0% Max	Pass
	(xiii)(b) All Group II Countries in the aggregate	0.0%	0.0%	10.0% Max	Pass
	(xiii)(b) All Group III Countries in the aggregate	0.0%	0.0%	0.0% Max	Pass
	(xiii)(b) Tax Jurisdictions in the aggregate	0.0%	0.0%	7.5% Max	Pass
	(xiii)(b) Any individual country other than the US, the UK, Canada, the Netherlands, any Group II or Group III Country	0.0%	0.0%	3.0% Max	Pass
	(xiii)(b) Greece, Italy, Portugal and Spain in the aggregate	0.0%	0.0%	0.0% Max	Pass
	(xiv) 1st Largest S&P Industry Classification	10.4%	10.4%	20.0% Max	Pass
	(xiv) 2nd Largest S&P Industry Classification	8.5%	8.5%	17.0% Max	Pass
	(xiv) 3rd Largest S&P Industry Classification	8.4%	8.4%	15.0% Max	Pass
(xiv) 4th Largest S&P Industry Classification	6.5%	5.9%	12.0% Max	Pass	
(xv) Broadly Syndicated Cov-Lite Loans	0.0%	0.0%	17.5% Max	Pass	
(xvi) Middle Market Cov-Lite Loans	0.0%	0.0%	2.5% Max	Pass	
(xvii) Obligations that are part of a credit facility greater than U.S.\$500,000,000	10.3%	10.3%	50.0% Max	Pass	

Test Type	Rated Class	Scenario Default Rate	Current BreakEven	CDOMonitor Test Results
S&P CDO Monitor Tests	CQT (iv) S&P CDO Monitor Test	75.19%	90.33%	Pass

Interest Coverage Summary

Interest Coverage Ratio

Class A Interest Coverage Ratio Test

9,839,160.07	Ratio	Threshold	Pass/Fail	Margin
2,722,983.36	361.34%	120.00%	Passed	241.34

Class B Interest Coverage Ratio Test

9,839,160.07	Ratio	Threshold	Pass/Fail	Margin
3,214,926.97	306.05%	115.00%	Passed	191.05

Class C Interest Coverage Ratio Test

9,839,160.07	Ratio	Threshold	Pass/Fail	Margin
3,559,199.76	276.44%	110.00%	Passed	166.44

Interest Coverage Amount

Cash Collections

Expense Reserve Account	0.00
Interest Collection Account	10,088,276.43
Interest Reserve Account	0.00
Interest Outstanding	0.00
Projected Interest	0.00

10,088,276.43

Expenses

Administrative Expenses	- 249,116.36
	- 249,116.36

Total Interest Coverage Amount 9,839,160.07

Interest Coverage Denominator Details

Tranche	Accrued Interest	Deferred Interest	Total Interest	Cumulative Amount
Class A-1-1-R Notes	1,539,768.77	0.00	1,539,768.77	1,539,768.77
Class A-1-2-R Notes	356,958.88	0.00	356,958.88	1,896,727.65
Class A-1-3-R Notes	285,000.00	0.00	285,000.00	2,181,727.65
Class A-2-R Notes	541,255.71	0.00	541,255.71	2,722,983.36
Class B Notes	491,943.61	0.00	491,943.61	3,214,926.97
Class C Notes	344,272.79	0.00	344,272.79	3,559,199.76
Total:	3,559,199.76	0.00	3,559,199.76	

Overcollateralization Summary

Overcollateralization

Class A Overcollateralization Ratio Test

542,223,374.10	Ratio	Threshold	Pass/Fail	Margin
375,800,000.00	144.29%	136.40%	Passed	7.89

Class B Overcollateralization Ratio Test

542,223,374.10	Ratio	Threshold	Pass/Fail	Margin
422,200,000.00	128.43%	122.30%	Passed	6.13

Class C Overcollateralization Ratio Test

542,223,374.10	Ratio	Threshold	Pass/Fail	Margin
449,200,000.00	120.71%	116.40%	Passed	4.31

Interest Diversion Test

542,223,374.10	Ratio	Threshold	Pass/Fail	Margin
449,200,000.00	120.71%	117.40%	Passed	3.31

Event of Default Test

547,933,229.90	Ratio	Threshold	Pass/Fail	Margin
309,800,000.00	176.87%	102.50%	Passed	74.37

Overcollateralization Numerator

OC Report

Aggregate Principal Balance of Collateral Obligations	506,728,556.32
Principal Proceeds	41,204,673.58
Defaulted Obligations	0.00
Defaulted Obligation Value for Defaulted Obligations	0.00
Deferring Obligations	- 11,419,711.58
S&P Collateral Value for Deferring Obligations	5,709,855.79
Discount Obligations	0.00
Purchase Price for Discount Obligations	0.00
Long-Dated Obligations	0.00
Recovery Value for Long-Dated Obligations	0.00
Purchased Discount Obligation Haircut Amount	0.00
Excess CCC Adjustment Amount	0.00
Overcollateralization Numerator	542,223,374.11

Overcollateralization Denominator Details

Issue Name	Outstanding Amount	Deferred Interest	Outstanding Less Deferred	Cumulative Amount
Class A-1-1-R Notes	234,800,000.00	0.00	234,800,000.00	234,800,000.00
Class A-1-2-R Notes	50,000,000.00	0.00	50,000,000.00	284,800,000.00
Class A-1-3-R Notes	25,000,000.00	0.00	25,000,000.00	309,800,000.00
Class A-2-R Notes	66,000,000.00	0.00	66,000,000.00	375,800,000.00
Class B Notes	46,400,000.00	0.00	46,400,000.00	422,200,000.00
Class C Notes	27,000,000.00	0.00	27,000,000.00	449,200,000.00

Principal Haircut Summary

Issuer Name	Facility Name / Ticker	Asset ID	Purchase Lot ID	Current Par Amount	Deferred Interest	Haircut Name	Haircut Amount	Adjusted Principal Balance
Dermarite Industries LLC	Term Loan	LX161354	233390926	7,690,679.80	301,858.00	Deferring Haircut	3,694,410.90	3,694,410.90
			233390927	3,729,031.78	146,363.92	Deferring Haircut	1,791,333.93	1,791,333.93
			233390928	233,469.66	9,163.65	Deferring Haircut	112,153.01	112,153.00
			233390929	233,063.62	9,147.71	Deferring Haircut	111,957.96	111,957.95
				11,886,244.86	466,533.28		5,709,855.80	5,709,855.78

Defaulted Obligations

Issuer Name	Facility Name	Asset ID	Principal Balance	Current Par Amount	Currency	Market Price	Adjusted Principal Balance	Date of Default
<i>There currently are no Defaulted Obligations</i>								

Current Pay Obligations

Issuer Name	Facility Name / Ticker	Asset ID	Principal Balance	Market Price	Market Value
<i>There currently are no Current Pay Obligations</i>					

Partial Deferring Securities

Issuer Name	Facility Name / Ticker	Principal Balance	Commitment Amount	Capitalized Interest
Smart City Holdings LLC	2018 1st Lien Term Loan	14,475,000.00	14,475,000.00	0.00
SPay, Inc	2018 1st Lien Term Loan	5,064,362.79	5,853,721.65	789,358.85
American Physician Partners, LLC	Delayed Draw Term Loan	5,272,441.91	5,436,244.37	163,802.45
	Term Loan A	2,209,507.74	2,275,304.74	65,797.00
Circustrix Holdings, LLC	Term Loan B	6,616,716.72	7,244,531.41	627,814.71
Direct Travel, Inc.	2016 Term Loan	5,253,769.09	5,253,769.09	0.00
Emergency Communications Network, LLC	Term Loan	13,245,791.25	14,590,884.39	1,345,093.14
Partial Deferring Securities:		52,137,589.50	55,129,455.65	2,991,866.15

Deferring Securities

Issuer Name	Facility Name / Ticker	Asset ID	Principal Balance	Current Par Amount	Market Value	Moody's Collateral Value	S&P Colateral Value	Deferred Interest
Dermarite Industries LLC	Term Loan	LX161354	11,419,711.58	11,886,244.86	7,993,798.11	50.00	50.00	466,533.28
		Deferring Securities:	11,419,711.58	11,886,244.86				
		Percentage of CPA:	2.084%					

Discount Obligations

Issuer Name	Asset Name	Asset ID	Principal Balance	Currency	Market Price	Purchase Price	Purchase Cost (USD)	Discount Adjustment	Adjusted Principal Balance	Trade Date	Settle Date
<i>There currently are no Discount Obligations</i>											

S&P CCC Obligations

Issuer Name	Facility Name	Par Balance Deal Currency	Principal Balance	Market Price	CCC Excess	Market Value of Excess	S&P Rating	Fitch Rating
Aurora Lux Finco S.A.R.L	Term Loan	7,331,250.00	7,331,250.00	0.00000	0.00	0.00	Credit Estimate	Credit Estimate
Direct Travel, Inc.	2016 Term Loan	5,253,769.09	5,253,769.09	0.00000	0.00	0.00	Credit Estimate	Credit Estimate
Emergency Communications Network, LLC	Term Loan	13,281,144.79	13,281,144.79	0.00000	0.00	0.00	Credit Estimate	Credit Estimate
Smart City Holdings LLC	2018 1st Lien Term Loan	14,475,000.00	14,475,000.00	0.00000	0.00	0.00	Credit Estimate	Credit Estimate
SPay, Inc	2018 1st Lien Term Loan	5,853,721.65	5,064,362.79	0.00000	0.00	0.00	Credit Estimate	Credit Estimate
	CCC Basket Total:		45,405,526.67		0.00	0.00		
	CCC Basket Threshold:		95,888,315.23					
	CCC Excess:		0.00					
	CCC Excess Weighted Avg. Mkt. Value:		0.00					
	CCC Haircut:		0.00					
	CCC Excess less Haircut:		0.00					

Fitch CCC Obligations

Issuer Name	Facility Name	Par Balance Deal Currency	Principal Balance	Market Price	CCC Excess	Market Value of Excess	Fitch Rating	S&P Rating
Aurora Lux Finco S.A.R.L	Term Loan	7,331,250.00	7,331,250.00	0.00000	0.00	0.00	Credit Estimate	Credit Estimate
Circustrix Holdings, LLC	Term Loan B	7,244,531.41	6,616,716.72	0.00000	0.00	0.00	Credit Estimate	Credit Estimate
Direct Travel, Inc.	2016 Term Loan	5,253,769.09	5,253,769.09	0.00000	0.00	0.00	Credit Estimate	Credit Estimate
Dwyer Instruments, Inc	Term Loan	1,792,442.75	1,792,442.76	0.00000	0.00	0.00	Credit Estimate	Private/Shadow/Confidential
Emergency Communications Network, LLC	Term Loan	13,281,144.79	13,281,144.79	0.00000	0.00	0.00	Credit Estimate	Credit Estimate
Flagship Intermediate Holdco, LLC	1st Amendment Delayed Drawn Term Loan B	5,829,191.87	5,829,191.87	0.00000	0.00	0.00	Credit Estimate	Credit Estimate
Flagship Intermediate Holdco, LLC	Term Loan	4,441,446.05	4,441,446.05	0.00000	0.00	0.00	Credit Estimate	Credit Estimate
Hoosier Intermediate LLC	Term Loan	3,496,000.00	3,496,000.00	0.00000	0.00	0.00	Private/Shadow/Confidential	Private/Shadow/Confidential
Smart City Holdings LLC	2018 1st Lien Term Loan	14,475,000.00	14,475,000.00	0.00000	0.00	0.00	Credit Estimate	Credit Estimate
SPay, Inc	2018 1st Lien Term Loan	5,853,721.65	5,064,362.79	0.00000	0.00	0.00	Credit Estimate	Credit Estimate
	CCC Basket Total:		67,581,324.07		0.00	0.00		
	CCC Basket Threshold:		95,888,315.23					
	CCC Excess:		0.00					
	CCC Excess Weighted Avg. Mkt. Value:		0.00					
	CCC Haircut:		0.00					
	CCC Excess less Haircut:		0.00					

Bank Loan Obligations

Issuer Name	Asset Name (% of CPA)	Asset ID	Par Balance Deal Currency	Principal Balance	Market Price	Country	Obligation Type	Cov-Lite Loan	DIP	Maturity Date
48Forty Solutions LLC	2022 Term Loan (2.31%)	LX204101	12,668,250.00	12,668,250.00		USA	Senior Secured Loan	No	No	11/30/2026
Advanced Web Technologies Holding Company	Delayed Draw Term Loan (0.42%)	LX191616	2,289,732.93	2,289,732.93		USA	Senior Secured Loan	No	No	12/17/2026
	Term Loan (1.06%)	LX191615	5,822,022.76	5,822,022.76		USA	Senior Secured Loan	No	No	12/17/2026
Airnov, Inc.	Term Loan (0.27%)	115250	1,476,132.01	1,476,132.01		USA	Senior Secured Loan	No	No	12/19/2025
American Physician Partners, LLC	Delayed Draw Term Loan (0.96%)	110905	5,436,244.37	5,272,441.91		USA	Senior Secured Loan	No	No	8/5/2022
	Term Loan A (0.40%)	110904	2,275,304.74	2,209,507.74		USA	Senior Secured Loan	No	No	8/5/2022
Analogic Corporation	2018 Term Loan (0.29%)	LX178258	1,596,812.59	1,596,812.59		USA	Senior Secured Loan	No	No	6/22/2024
AQA Acquisition Holding, Inc.	2021 2nd Lien Term Loan (1.08%)	LX190924	5,900,000.00	5,900,000.00	97.000	USA	Second Lien Loan	No	No	3/2/2029
Ascend Buyer, LLC	2021 Term Loan (1.09%)	124130	5,970,000.00	5,970,000.00		USA	Senior Secured Loan	No	No	10/2/2028
Aurora Lux Finco S.A.R.L	Term Loan (1.34%)	115282	7,331,250.00	7,331,250.00		GBR	Senior Secured Loan	No	No	12/24/2026
Bluecat Networks (USA) Inc.	Term Loan (2.08%)	118291	11,410,550.46	11,410,550.46		CAN	Senior Secured Loan	No	No	11/2/2026
Brave Parent Holdings, Inc.	2nd Lien Term Loan (0.52%)	LX172813	2,863,892.16	2,863,892.16	98.000	USA	Second Lien Loan	No	No	4/17/2026
Chartis Group, LLC (The)	Term Loan A (0.13%)	LX193496	690,069.95	690,069.95		USA	Senior Secured Loan	No	No	5/1/2025
Chemical Computing Group	2018 Term Loan A (0.08%)	110072	463,898.81	463,898.81		USA	Senior Secured Loan	No	No	8/30/2023
Circustrix Holdings, LLC	Term Loan B (1.21%)	107301	7,244,531.41	6,616,716.72		USA	Senior Secured Loan	No	No	1/16/2024
Comar Holding Company, LLC	2018 Term Loan (2.45%)	LX174507	13,440,000.00	13,440,000.00		USA	Senior Secured Loan	No	No	6/18/2024
Comet Acquisition, Inc.	2nd Lien Term Loan (0.21%)	LX176298	1,153,846.15	1,153,846.15	98.000	USA	Second Lien Loan	No	No	10/26/2026
Cority Software Inc.	Term Loan (1.91%)	LX181228	10,461,941.80	10,461,941.80		CAN	Senior Secured Loan	No	No	7/2/2026
DCA Investment Holdings, LLC	2021 Term Loan (1.79%)	LX193584	9,832,283.73	9,832,283.73	99.250	USA	Senior Secured Loan	No	No	4/3/2028
	2022 Incremental Term Loan (0.33%)	127007	1,824,155.85	1,824,155.85	99.250	USA	Senior Secured Loan	No	No	4/3/2028
Dermarite Industries LLC	Term Loan (2.08%)	LX161354	11,886,244.86	11,419,711.58	70.000	USA	Senior Secured Loan	No	No	6/30/2023
Direct Travel, Inc.	2016 Term Loan (0.96%)	LX172691	5,253,769.09	5,253,769.09		USA	Senior Secured Loan	No	No	10/2/2023
Dwyer Instruments, Inc	Term Loan (0.33%)	122868	1,792,442.75	1,792,442.76		USA	Senior Secured Loan	No	No	7/21/2027
Eliassen Group LLC	2022 Term Loan (0.18%)	LX203848	1,000,000.00	1,000,000.00		USA	Senior Secured Loan	No	No	4/14/2028
Emergency Communications Network, LLC	Term Loan (2.42%)	LX165622	13,281,144.79	13,281,144.79		USA	Senior Secured Loan	No	No	6/1/2023
EvolveIP, LLC	2019 Term Loan A (0.87%)	114950	4,772,289.28	4,772,289.28		USA	Senior Secured Loan	No	No	6/7/2025
Flagship Intermediate Holdco, LLC	1st Amendment Delayed Drawn Term Loan B (1.06%)	LX203627	5,829,191.87	5,829,191.87		USA	Senior Secured Loan	No	No	2/18/2028
	Term Loan (0.81%)	LX197364	4,441,446.05	4,441,446.05		USA	Senior Secured Loan	No	No	2/18/2028

Issuer Name	Asset Name (% of CPA)	Asset ID	Par Balance Deal Currency	Principal Balance	Market Price	Country	Obligation Type	Cov-Lite Loan	DIP	Maturity Date
Frontline Technologies Group LLC	2017 Term Loan (0.43%)	LX168767	2,360,896.89	2,360,896.89		USA	Senior Secured Loan	No	No	9/18/2023
Heartland Home Services	Delayed Draw Term Loan (1.32%)	LX196955	7,225,185.96	7,225,185.96		USA	Senior Secured Loan	No	No	12/15/2026
Hercules Borrower LLC	Term Loan (2.80%)	LX191768	15,344,611.53	15,344,611.53		USA	Senior Secured Loan	No	No	12/15/2026
Hoosier Intermediate LLC	Term Loan (0.64%)	125092	3,496,000.00	3,496,000.00		USA	Senior Secured Loan	No	No	11/15/2028
Individual FoodService Holdings, LLC	2020 Delayed Draw Term Loan (0.03%)	LX192200	163,467.22	163,467.23		USA	Senior Secured Loan	No	No	11/22/2025
	2020 Term Loan B (0.39%)	LX192199	2,163,552.50	2,163,552.50		USA	Senior Secured Loan	No	No	11/22/2025
	2021 Term Loan (0.30%)	LX203098	1,659,175.15	1,659,175.15		USA	Senior Secured Loan	No	No	11/22/2025
	Delayed Draw Term Loan (0.18%)	LX186179	987,434.67	987,434.67		USA	Senior Secured Loan	No	No	11/22/2025
	Term Loan (0.61%)	LX186177	3,314,999.99	3,314,999.99		USA	Senior Secured Loan	No	No	11/22/2025
Integrity Marketing Group, LLC	2019 Incremental Delayed Draw Term Loan (0.89%)	LX181404	4,895,267.86	4,895,267.86		USA	Senior Secured Loan	No	No	11/28/2025
Jeg's Automotive, LLC	Term Loan (2.72%)	126061	14,925,000.00	14,925,000.00		USA	Senior Secured Loan	No	No	12/22/2027
K2 Insurance Services, LLC	Term Loan (0.61%)	LX181245	3,347,246.78	3,347,246.78		USA	Senior Secured Loan	No	No	7/1/2026
Linquest Corporation	Term Loan (1.81%)	LX197090	9,925,000.00	9,925,000.00		USA	Senior Secured Loan	No	No	7/28/2028
LVF Holdings, Inc	Initial Term Loan (3.35%)	LX195771	18,361,250.00	18,361,250.00		USA	Senior Secured Loan	No	No	6/10/2027
Material Holdings, LLC	Term Loan (1.23%)	LX197439	6,719,047.31	6,719,047.31		USA	Senior Secured Loan	No	No	8/19/2027
Maverick Acquisition, Inc.	Initial Term Loan (3.35%)	LX195377	18,361,250.00	18,361,250.00	93.750	USA	Senior Secured Loan	No	No	6/1/2027
Medical Manufacturing Technologies, LLC	Term Loan (2.09%)	126073	11,435,268.17	11,435,268.17		USA	Senior Secured Loan	No	No	12/23/2027
MMIT Holdings, LLC	2021 Term Loan (1.10%)	LX198254	6,000,000.00	6,000,000.00		USA	Senior Secured Loan	No	No	9/15/2027
NMI AcquisitionCo, Inc.	Term Loan (2.82%)	LX168678	15,458,515.79	15,458,515.79		USA	Senior Secured Loan	No	No	9/6/2025
Peraton Corp.	2nd Lien Term Loan B1 (0.89%)	LX193281	4,854,042.37	4,854,042.37	92.750	USA	Second Lien Loan	No	No	2/1/2029
Performance Health & Wellness	Term Loan B (1.18%)	122827	6,444,000.00	6,444,000.00		USA	Senior Secured Loan	No	No	7/12/2027
PF Atlantic Holdco 2, LLC	2021 Term Loan (2.82%)	125040	15,473,532.14	15,473,532.14		USA	Senior Secured Loan	No	No	11/12/2027
PF Growth Partners, LLC	Term Loan (0.80%)	LX181126	4,365,000.00	4,365,000.00		USA	Senior Secured Loan	No	No	7/11/2025
PXO Holdings III Corp.	2022 Term Loan (1.57%)	127179	8,578,500.00	8,578,500.00		USA	Senior Secured Loan	No	No	3/8/2028
Quantic Electronics, LLC	Delayed Draw Term Loan (0.80%)	LX193241	4,409,799.56	4,409,799.56		USA	Senior Secured Loan	No	No	3/1/2027
	Second Amendment Incremental Term Loan (0.99%)	120337	5,417,500.01	5,417,500.01		USA	Senior Secured Loan	No	No	11/19/2026
	Third Amendment Term Loan (1.05%)	123446	5,737,700.43	5,737,700.43		USA	Senior Secured Loan	No	No	11/19/2026
Quickbase, Inc.	2nd Lien Term Loan (1.10%)	LX179112	6,000,000.00	6,000,000.00	94.500	USA	Second Lien Loan	No	No	4/2/2027
QW Holding Corporation	1st Lien Term Loan (2.45%)	LX162907	13,430,743.92	13,430,743.92	99.500	USA	Senior Secured Loan	No	No	8/31/2026

Issuer Name	Asset Name (% of CPA)	Asset ID	Par Balance Deal Currency	Principal Balance	Market Price	Country	Obligation Type	Cov-Lite Loan	DIP	Maturity Date
Riveron Acquisition Holdings, Inc.	2022 Incremental Term Loan (0.31%)	128778	1,684,668.08	1,684,668.08		USA	Senior Secured Loan	No	No	5/22/2025
	Term Loan (2.07%)	LX183580	11,342,635.96	11,342,635.96		USA	Senior Secured Loan	No	No	5/22/2025
Smart City Holdings LLC	2018 1st Lien Term Loan (2.64%)	109741	14,475,000.00	14,475,000.00		USA	Senior Secured Loan	No	No	11/20/2025
SPay, Inc	2018 1st Lien Term Loan (0.92%)	LX174453	5,853,721.65	5,064,362.79		USA	Senior Secured Loan	No	No	6/17/2024
Speedstar Holding Corporation	2021 Term Loan (2.85%)	LX192307	15,613,362.96	15,613,362.96		USA	Senior Secured Loan	No	No	1/22/2027
Tank Holding Corp.	2022 Term Loan (2.56%)	LX200416	14,000,000.00	14,000,000.00	95.000	USA	Senior Secured Loan	No	No	3/31/2028
TCFI Aevox LLC	Term Loan (1.49%)	LX187398	8,138,038.28	8,138,038.28		USA	Senior Secured Loan	No	No	3/18/2026
Turbo Buyer, Inc.	2021 Incremental Term Loan (1.49%)	121902	8,167,500.00	8,167,500.00		USA	Senior Secured Loan	No	No	12/2/2025
	Term Loan B (1.34%)	LX189254	7,346,137.43	7,346,137.43		USA	Senior Secured Loan	No	No	12/2/2025
USALCO, LLC	2021 Term Loan A (0.18%)	124513	995,000.00	995,000.00		USA	Senior Secured Loan	No	No	10/19/2027
USLS Acquisition, Inc.	Delayed Draw Term Loan (0.73%)	LX183316	4,009,170.36	4,009,170.36		USA	Senior Secured Loan	No	No	12/2/2024
	Term Loan (1.99%)	LX183315	10,908,129.59	10,908,129.59		USA	Senior Secured Loan	No	No	12/2/2024
Westfall Technik Inc	Delayed Draw Term Loan (1.78%)	111791	9,772,116.59	9,772,116.59		USA	Senior Secured Loan	No	No	9/13/2024
	Term Loan (0.93%)	111782	5,117,088.44	5,117,088.44		USA	Senior Secured Loan	No	No	9/13/2024
Wineshipping.Com LLC	Term Loan (0.70%)	124723	3,833,772.56	3,833,772.56		USA	Senior Secured Loan	No	No	10/29/2027
Zenith Merger Sub, Inc.	Term Loan (1.52%)	LX170893	8,324,084.03	8,324,084.03		USA	Senior Secured Loan	No	No	12/13/2024
Bank Loan Obligations:				506,728,556.32						

Bond Obligations

Issuer Name	Asset Name (% of CPA)	Asset ID	Par Balance Deal Currency	Principal Balance	Market Price	Country	Obligation Type	DIP	Maturity Date
<i>There currently are no Bond Obligations</i>									

Structured Finance Obligations

Issuer Name	Asset Name (% of CPA)	Asset ID	Par Balance Deal Currency	Principal Balance	Market Price	Country	Obligation Type	DIP	Maturity Date
<i>There currently are no Structured Finance Obligations</i>									

Non Collateral Obligations

Security Type	Issuer Name	Asset Name (% of CPA)	Units
<i>There currently are no Non Collateral Obligations</i>			

Trading Summary

Purchases - Settled between 5/25/2022 and 7/5/2022

Issuer Name	Facility / Issue Name	Par/Units	Price	Purchase Cost	Interest Purchased	Trade Date	Settlement Date	Trade Status	Purchased from Affiliate
Riveron Acquisition Holdings, Inc.	2022 Incremental Term Loan	1,684,668.08	98.00000	1,650,974.72	0.00	06/28/2022	06/28/2022	Settled	No
Total Purchases:		1,684,668.08		1,650,974.72					

Sales - Settled between 5/25/2022 and 7/5/2022

Issuer Name	Facility / Issue Name	Par/Units	Price	Sale Proceeds	Interest Sold	Trade Date	Settlement Date	Trade Status	Sold to Affiliate	Reason For Sale
Hoosier Intermediate LLC	Term Loan	6,479,000.00	96.93000	6,280,094.70	0.00	06/30/2022	06/30/2022	Settled	No	Discretionary
Wineshipping.Com LLC	Term Loan	10,000,000.00	96.28000	9,628,000.00	0.00	06/30/2022	06/30/2022	Settled	No	Discretionary
Total Sales:		16,479,000.00		15,908,094.70						

Rating Summary

S&P Rating Changes - Prior Report Date: May 24, 2022

Issuer Name	Facility / Issue Name	S&P Rating	
		Prior	Current
Upgraded Credit Rating			
Circustrix Holdings, LLC	Term Loan B	Estimate	Estimate

Issuer Name	Facility / Issue Name	S&P Rating	
		Prior	Current
Downgraded Credit Rating			
Dermarite Industries LLC	Term Loan	Estimate	Estimate

Fitch Rating Changes - Prior Report Date: May 24, 2022

Issuer Name	Facility / Issue Name	Fitch Rating		Change Date
		Prior	Current	
Upgraded Credit Rating				
48Forty Solutions LLC	2022 Term Loan	Private	Private	6/21/2022
Heartland Home Services	Delayed Draw Term Loan	Private	Private	6/10/2022
PF Growth Partners, LLC	Term Loan	Estimate	Estimate	6/7/2022

Issuer Name	Facility / Issue Name	Fitch Rating	
		Prior	Current
<i>No Fitch Rating downgraded obligations.</i>			

S&P Rating Details

Issuer Name	Issue Name	Asset ID	Principal Balance	S&P Rating	Issuer Watchlist	Issuer Outlook	Issue Watchlist	Recovery Rating	Recovery Rate
48Forty Solutions LLC	2022 Term Loan	LX204101	12,668,250.00	Private/Shadow/Confidential Ratings					
Advanced Web Technologies Holding Company	Term Loan	LX191615	5,822,022.76	Private/Shadow/Confidential Ratings					
	Delayed Draw Term Loan	LX191616	2,289,732.93	Private/Shadow/Confidential Ratings					
Airnov, Inc.	Term Loan	115250	1,476,132.01	Credit Estimate Ratings					
American Physician Partners, LLC	Delayed Draw Term Loan	110905	5,272,441.91	Credit Estimate Ratings					
	Term Loan A	110904	2,209,507.74	Credit Estimate Ratings					
Analogic Corporation	2018 Term Loan	LX178258	1,596,812.59	Private/Shadow/Confidential Ratings					
AQA Acquisition Holding, Inc.	2021 2nd Lien Term Loan	LX190924	5,900,000.00	B-	Neutral	Stable	Neutral		18
Ascend Buyer, LLC	2021 Term Loan	124130	5,970,000.00	Credit Estimate Ratings					
Aurora Lux Finco S.A.R.L	Term Loan	115282	7,331,250.00	Credit Estimate Ratings					
Bluecat Networks (USA) Inc.	Term Loan	118291	11,410,550.46	Credit Estimate Ratings					
Brave Parent Holdings, Inc.	2nd Lien Term Loan	LX172813	2,863,892.16	B-	Neutral	Stable	Neutral	NR	18
Chartis Group, LLC (The)	Term Loan A	LX193496	690,069.95	Credit Estimate Ratings					
Chemical Computing Group	2018 Term Loan A	110072	463,898.81	Credit Estimate Ratings					
Circustrix Holdings, LLC	Term Loan B	107301	6,616,716.72	Credit Estimate Ratings					
Comar Holding Company, LLC	2018 Term Loan	LX174507	13,440,000.00	Credit Estimate Ratings					
Comet Acquisition, Inc.	2nd Lien Term Loan	LX176298	1,153,846.15	B	Neutral	Stable	Neutral	6	2
Cority Software Inc.	Term Loan	LX181228	10,461,941.80	Credit Estimate Ratings					
DCA Investment Holdings, LLC	2021 Term Loan	LX193584	9,832,283.73	Credit Estimate Ratings					
	2022 Incremental Term Loan	127007	1,824,155.85	Credit Estimate Ratings					
Dermarite Industries LLC	Term Loan	LX161354	11,419,711.58	Credit Estimate Ratings					
Direct Travel, Inc.	2016 Term Loan	LX172691	5,253,769.09	Credit Estimate Ratings					
Dwyer Instruments, Inc	Term Loan	122868	1,792,442.76	Private/Shadow/Confidential Ratings					
Eliassen Group LLC	2022 Term Loan	LX203848	1,000,000.00	Private/Shadow/Confidential Ratings					
Emergency Communications Network, LLC	Term Loan	LX165622	13,281,144.79	Credit Estimate Ratings					
EvolveIP, LLC	2019 Term Loan A	114950	4,772,289.28	Credit Estimate Ratings					
Flagship Intermediate Holdco, LLC	1st Amendment Delayed Drawn Term Loan B	LX203627	5,829,191.87	Credit Estimate Ratings					
	Term Loan	LX197364	4,441,446.05	Credit Estimate Ratings					

Issuer Name	Issue Name	Asset ID	Principal Balance	S&P Rating	Issuer Watchlist	Issuer Outlook	Issue Watchlist	Recovery Rating	Recovery Rate
Frontline Technologies Group LLC	2017 Term Loan	LX168767	2,360,896.89	Credit Estimate Ratings					
Heartland Home Services	Delayed Draw Term Loan	LX196955	7,225,185.96	Private/Shadow/Confidential Ratings					
Hercules Borrower LLC	Term Loan	LX191768	15,344,611.53	Credit Estimate Ratings					
Hoosier Intermediate LLC	Term Loan	125092	3,496,000.00	Private/Shadow/Confidential Ratings					
Individual FoodService Holdings, LLC	Term Loan	LX186177	3,314,999.99	Private/Shadow/Confidential Ratings					
	2020 Term Loan B	LX192199	2,163,552.50	Private/Shadow/Confidential Ratings					
	2021 Term Loan	LX203098	1,659,175.15	Private/Shadow/Confidential Ratings					
	Delayed Draw Term Loan	LX186179	987,434.67	Private/Shadow/Confidential Ratings					
	2020 Delayed Draw Term Loan	LX192200	163,467.23	Private/Shadow/Confidential Ratings					
Integrity Marketing Group, LLC	2019 Incremental Delayed Draw Term Loan	LX181404	4,895,267.86	Private/Shadow/Confidential Ratings					
Jeg's Automotive, LLC	Term Loan	126061	14,925,000.00	Private/Shadow/Confidential Ratings					
K2 Insurance Services, LLC	Term Loan	LX181245	3,347,246.78	Credit Estimate Ratings					
Linquest Corporation	Term Loan	LX197090	9,925,000.00	Private/Shadow/Confidential Ratings					
LVF Holdings, Inc	Initial Term Loan	LX195771	18,361,250.00	Private/Shadow/Confidential Ratings					
Material Holdings, LLC	Term Loan	LX197439	6,719,047.31	Manager Estimate Ratings					
Maverick Acquisition, Inc.	Initial Term Loan	LX195377	18,361,250.00	Credit Estimate Ratings					
Medical Manufacturing Technologies, LLC	Term Loan	126073	11,435,268.17	Credit Estimate Ratings					
MMIT Holdings, LLC	2021 Term Loan	LX198254	6,000,000.00	Credit Estimate Ratings					
NMI AcquisitionCo, Inc.	Term Loan	LX168678	15,458,515.79	Credit Estimate Ratings					
Peraton Corp.	2nd Lien Term Loan B1	LX193281	4,854,042.37	B+	Neutral	Stable			18
Performance Health & Wellness	Term Loan B	122827	6,444,000.00	Private/Shadow/Confidential Ratings					
PF Atlantic Holdco 2, LLC	2021 Term Loan	125040	15,473,532.14	Private/Shadow/Confidential Ratings					
PF Growth Partners, LLC	Term Loan	LX181126	4,365,000.00	Credit Estimate Ratings					
PXO Holdings III Corp.	2022 Term Loan	127179	8,578,500.00	Credit Estimate Ratings					
Quantic Electronics, LLC	Third Amendment Term Loan	123446	5,737,700.43	Private/Shadow/Confidential Ratings					
	Second Amendment Incremental Term Loan	120337	5,417,500.01	Private/Shadow/Confidential Ratings					
	Delayed Draw Term Loan	LX193241	4,409,799.56	Private/Shadow/Confidential Ratings					
Quickbase, Inc.	2nd Lien Term Loan	LX179112	6,000,000.00	Credit Estimate Ratings					
QW Holding Corporation	1st Lien Term Loan	LX162907	13,430,743.92	Credit Estimate Ratings					

Issuer Name	Issue Name	Asset ID	Principal Balance	S&P Rating	Issuer Watchlist	Issuer Outlook	Issue Watchlist	Recovery Rating	Recovery Rate
Riveron Acquisition Holdings, Inc.	Term Loan	LX183580	11,342,635.96	<i>Credit Estimate Ratings</i>					
	2022 Incremental Term Loan	128778	1,684,668.08	<i>Credit Estimate Ratings</i>					
Smart City Holdings LLC	2018 1st Lien Term Loan	109741	14,475,000.00	<i>Credit Estimate Ratings</i>					
SPay, Inc	2018 1st Lien Term Loan	LX174453	5,064,362.79	<i>Credit Estimate Ratings</i>					
Speedstar Holding Corporation	2021 Term Loan	LX192307	15,613,362.96	<i>Credit Estimate Ratings</i>					
Tank Holding Corp.	2022 Term Loan	LX200416	14,000,000.00	<i>Credit Estimate Ratings</i>					
TCFI Aevex LLC	Term Loan	LX187398	8,138,038.28	<i>Credit Estimate Ratings</i>					
Turbo Buyer, Inc.	2021 Incremental Term Loan	121902	8,167,500.00	<i>Private/Shadow/Confidential Ratings</i>					
	Term Loan B	LX189254	7,346,137.43	<i>Private/Shadow/Confidential Ratings</i>					
USALCO, LLC	2021 Term Loan A	124513	995,000.00	<i>Private/Shadow/Confidential Ratings</i>					
USLS Acquisition, Inc.	Term Loan	LX183315	10,908,129.59	<i>Credit Estimate Ratings</i>					
	Delayed Draw Term Loan	LX183316	4,009,170.36	<i>Credit Estimate Ratings</i>					
Westfall Technik Inc	Delayed Draw Term Loan	111791	9,772,116.59	<i>Credit Estimate Ratings</i>					
	Term Loan	111782	5,117,088.44	<i>Credit Estimate Ratings</i>					
Wineshipping.Com LLC	Term Loan	124723	3,833,772.56	<i>Private/Shadow/Confidential Ratings</i>					
Zenith Merger Sub, Inc.	Term Loan	LX170893	8,324,084.03	<i>Credit Estimate Ratings</i>					
Aggregate Principal Balance:			506,728,556.32						

Fitch Rating Details

Issuer Name	Issue Name	Asset ID	Principal Balance	Fitch Rating	Issuer Watchlist	Issuer Outlook	Recovery Rating	Recovery Rate	Rating Factor
48Forty Solutions LLC	2022 Term Loan	LX204101	12,668,250.00	Private/Shadow/Confidential Ratings					
Advanced Web Technologies Holding Company	Term Loan	LX191615	5,822,022.76	Private/Shadow/Confidential Ratings					
	Delayed Draw Term Loan	LX191616	2,289,732.93	Private/Shadow/Confidential Ratings					
Airnov, Inc.	Term Loan	115250	1,476,132.01	Credit Estimate Ratings					
American Physician Partners, LLC	Delayed Draw Term Loan	110905	5,272,441.91	Credit Estimate Ratings					
	Term Loan A	110904	2,209,507.74	Credit Estimate Ratings					
Analogic Corporation	2018 Term Loan	LX178258	1,596,812.59	Private/Shadow/Confidential Ratings					
AQA Acquisition Holding, Inc.	2021 2nd Lien Term Loan	LX190924	5,900,000.00	B-	Neutral	No Outlook		20	40.6
Ascend Buyer, LLC	2021 Term Loan	124130	5,970,000.00	Credit Estimate Ratings					
Aurora Lux Finco S.A.R.L	Term Loan	115282	7,331,250.00	Credit Estimate Ratings					
Bluecat Networks (USA) Inc.	Term Loan	118291	11,410,550.46	Credit Estimate Ratings					
Brave Parent Holdings, Inc.	2nd Lien Term Loan	LX172813	2,863,892.16	B-		No Outlook		20	40.6
Chartis Group, LLC (The)	Term Loan A	LX193496	690,069.95	Credit Estimate Ratings					
Chemical Computing Group	2018 Term Loan A	110072	463,898.81	Credit Estimate Ratings					
Circustrix Holdings, LLC	Term Loan B	107301	6,616,716.72	Credit Estimate Ratings					
Comar Holding Company, LLC	2018 Term Loan	LX174507	13,440,000.00	Credit Estimate Ratings					
Comet Acquisition, Inc.	2nd Lien Term Loan	LX176298	1,153,846.15	B-		No Outlook		20	40.6
Cority Software Inc.	Term Loan	LX181228	10,461,941.80	Credit Estimate Ratings					
DCA Investment Holdings, LLC	2021 Term Loan	LX193584	9,832,283.73	Credit Estimate Ratings					
	2022 Incremental Term Loan	127007	1,824,155.85	Credit Estimate Ratings					
Dermarite Industries LLC	Term Loan	LX161354	11,419,711.58	Credit Estimate Ratings					
Direct Travel, Inc.	2016 Term Loan	LX172691	5,253,769.09	Credit Estimate Ratings					
Dwyer Instruments, Inc	Term Loan	122868	1,792,442.76	Credit Estimate Ratings					
Eliassen Group LLC	2022 Term Loan	LX203848	1,000,000.00	Private/Shadow/Confidential Ratings					
Emergency Communications Network, LLC	Term Loan	LX165622	13,281,144.79	Credit Estimate Ratings					
EvolveIP, LLC	2019 Term Loan A	114950	4,772,289.28	Credit Estimate Ratings					
Flagship Intermediate Holdco, LLC	1st Amendment Delayed Drawn Term Loan B	LX203627	5,829,191.87	Credit Estimate Ratings					
	Term Loan	LX197364	4,441,446.05	Credit Estimate Ratings					

Issuer Name	Issue Name	Asset ID	Principal Balance	Fitch Rating	Issuer Watchlist	Issuer Outlook	Recovery Rating	Recovery Rate	Rating Factor
Frontline Technologies Group LLC	2017 Term Loan	LX168767	2,360,896.89	Credit Estimate Ratings					
Heartland Home Services	Delayed Draw Term Loan	LX196955	7,225,185.96	Private/Shadow/Confidential Ratings					
Hercules Borrower LLC	Term Loan	LX191768	15,344,611.53	Credit Estimate Ratings					
Hoosier Intermediate LLC	Term Loan	125092	3,496,000.00	Private/Shadow/Confidential Ratings					
Individual FoodService Holdings, LLC	Term Loan	LX186177	3,314,999.99	Private/Shadow/Confidential Ratings					
	2020 Term Loan B	LX192199	2,163,552.50	Private/Shadow/Confidential Ratings					
	2021 Term Loan	LX203098	1,659,175.15	Private/Shadow/Confidential Ratings					
	Delayed Draw Term Loan	LX186179	987,434.67	Private/Shadow/Confidential Ratings					
	2020 Delayed Draw Term Loan	LX192200	163,467.23	Private/Shadow/Confidential Ratings					
Integrity Marketing Group, LLC	2019 Incremental Delayed Draw Term Loan	LX181404	4,895,267.86	Private/Shadow/Confidential Ratings					
Jeg's Automotive, LLC	Term Loan	126061	14,925,000.00	Private/Shadow/Confidential Ratings					
K2 Insurance Services, LLC	Term Loan	LX181245	3,347,246.78	Credit Estimate Ratings					
Linqest Corporation	Term Loan	LX197090	9,925,000.00	Credit Estimate Ratings					
LVF Holdings, Inc	Initial Term Loan	LX195771	18,361,250.00	Private/Shadow/Confidential Ratings					
Material Holdings, LLC	Term Loan	LX197439	6,719,047.31	Private/Shadow/Confidential Ratings					
Maverick Acquisition, Inc.	Initial Term Loan	LX195377	18,361,250.00	Credit Estimate Ratings					
Medical Manufacturing Technologies, LLC	Term Loan	126073	11,435,268.17	Credit Estimate Ratings					
MMIT Holdings, LLC	2021 Term Loan	LX198254	6,000,000.00	Credit Estimate Ratings					
NMI AcquisitionCo, Inc.	Term Loan	LX168678	15,458,515.79	Credit Estimate Ratings					
Peraton Corp.	2nd Lien Term Loan B1	LX193281	4,854,042.37	B		No Outlook		20	32.18
Performance Health & Wellness	Term Loan B	122827	6,444,000.00	Private/Shadow/Confidential Ratings					
PF Atlantic Holdco 2, LLC	2021 Term Loan	125040	15,473,532.14	Private/Shadow/Confidential Ratings					
PF Growth Partners, LLC	Term Loan	LX181126	4,365,000.00	Credit Estimate Ratings					
PXO Holdings III Corp.	2022 Term Loan	127179	8,578,500.00	Credit Estimate Ratings					
Quantic Electronics, LLC	Third Amendment Term Loan	123446	5,737,700.43	Private/Shadow/Confidential Ratings					
	Second Amendment Incremental Term Loan	120337	5,417,500.01	Private/Shadow/Confidential Ratings					
	Delayed Draw Term Loan	LX193241	4,409,799.56	Private/Shadow/Confidential Ratings					
Quickbase, Inc.	2nd Lien Term Loan	LX179112	6,000,000.00	Credit Estimate Ratings					
QW Holding Corporation	1st Lien Term Loan	LX162907	13,430,743.92	Credit Estimate Ratings					

Issuer Name	Issue Name	Asset ID	Principal Balance	Fitch Rating	Issuer Watchlist	Issuer Outlook	Recovery Rating	Recovery Rate	Rating Factor
Riveron Acquisition Holdings, Inc.	Term Loan	LX183580	11,342,635.96	<i>Private/Shadow/Confidential Ratings</i>					
	2022 Incremental Term Loan	128778	1,684,668.08	<i>Credit Estimate Ratings</i>					
Smart City Holdings LLC	2018 1st Lien Term Loan	109741	14,475,000.00	<i>Credit Estimate Ratings</i>					
SPay, Inc	2018 1st Lien Term Loan	LX174453	5,064,362.79	<i>Credit Estimate Ratings</i>					
Speedstar Holding Corporation	2021 Term Loan	LX192307	15,613,362.96	<i>Private/Shadow/Confidential Ratings</i>					
Tank Holding Corp.	2022 Term Loan	LX200416	14,000,000.00	<i>Credit Estimate Ratings</i>					
TCFI Aevex LLC	Term Loan	LX187398	8,138,038.28	<i>Credit Estimate Ratings</i>					
Turbo Buyer, Inc.	2021 Incremental Term Loan	121902	8,167,500.00	<i>Private/Shadow/Confidential Ratings</i>					
	Term Loan B	LX189254	7,346,137.43	<i>Private/Shadow/Confidential Ratings</i>					
USALCO, LLC	2021 Term Loan A	124513	995,000.00	<i>Credit Estimate Ratings</i>					
USLS Acquisition, Inc.	Term Loan	LX183315	10,908,129.59	<i>Credit Estimate Ratings</i>					
	Delayed Draw Term Loan	LX183316	4,009,170.36	<i>Credit Estimate Ratings</i>					
Westfall Technik Inc	Delayed Draw Term Loan	111791	9,772,116.59	<i>Credit Estimate Ratings</i>					
	Term Loan	111782	5,117,088.44	<i>Credit Estimate Ratings</i>					
Wineshipping.Com LLC	Term Loan	124723	3,833,772.56	<i>Private/Shadow/Confidential Ratings</i>					
Zenith Merger Sub, Inc.	Term Loan	LX170893	8,324,084.03	<i>Credit Estimate Ratings</i>					
Aggregate Principal Balance:			506,728,556.32						

Industry Classification Details

S&P Industry	Issuer Name	Principal Balance	% of CPA
Aerospace & Defense (3020000)	Maverick Acquisition, Inc.	18,361,250.00	3.35%
	Quantic Electronics, LLC	15,565,000.00	2.84%
	Linqest Corporation	9,925,000.00	1.81%
	TCFI Aevex LLC	8,138,038.28	1.49%
	Peraton Corp.	4,854,042.37	0.89%
	Total Aerospace & Defense (3020000)	56,843,330.65	10.37%
Software (8040000)	Bluecat Networks (USA) Inc.	11,410,550.46	2.08%
	Cority Software Inc.	10,461,941.80	1.91%
	Aurora Lux Finco S.A.R.L	7,331,250.00	1.34%
	Quickbase, Inc.	6,000,000.00	1.10%
	AQA Acquisition Holding, Inc.	5,900,000.00	1.08%
	Brave Parent Holdings, Inc.	2,863,892.16	0.52%
	Frontline Technologies Group LLC	2,360,896.89	0.43%
	Chemical Computing Group	463,898.81	0.08%
	Total Software (8040000)	46,792,430.12	8.54%
Automobiles (4020000)	Speedstar Holding Corporation	15,613,362.96	2.85%
	Turbo Buyer, Inc.	15,513,637.43	2.83%
	Jeg's Automotive, LLC	14,925,000.00	2.72%
	Total Automobiles (4020000)	46,052,000.39	8.40%
Professional Services (9612010)	USLS Acquisition, Inc.	14,917,299.95	2.72%
	Zenith Merger Sub, Inc.	8,324,084.03	1.52%
	Material Holdings, LLC	6,719,047.31	1.23%
	Comet Acquisition, Inc.	1,153,846.15	0.21%
	Eliassen Group LLC	1,000,000.00	0.18%
	Total Professional Services (9612010)	32,114,277.44	5.86%
Health Care Providers & Services (6030000)	DCA Investment Holdings, LLC	11,656,439.58	2.13%
	American Physician Partners, LLC	7,481,949.65	1.37%
	Performance Health & Wellness	6,444,000.00	1.18%
	Hoosier Intermediate LLC	3,496,000.00	0.64%
	Total Health Care Providers & Services (6030000)	29,078,389.23	5.31%
Containers & Packaging (2040000)	Comar Holding Company, LLC	13,440,000.00	2.45%
	Advanced Web Technologies Holding Company	8,111,755.69	1.48%
	Ascend Buyer, LLC	5,970,000.00	1.09%
	Airnov, Inc.	1,476,132.01	0.27%
	Total Containers & Packaging (2040000)	28,997,887.70	5.29%
Commercial Services & Supplies (3110000)	Hercules Borrower LLC	15,344,611.53	2.80%
	QW Holding Corporation	13,430,743.92	2.45%
	Total Commercial Services & Supplies (3110000)	28,775,355.45	5.25%
Hotels, Restaurants & Leisure (4210000)	PF Atlantic Holdco 2, LLC	15,473,532.14	2.82%
	Circustrix Holdings, LLC	6,616,716.72	1.21%
	PF Growth Partners, LLC	4,365,000.00	0.80%

S&P Industry	Issuer Name	Principal Balance	% of CPA
Hotels, Restaurants & Leisure (4210000)	Total Hotels, Restaurants & Leisure (4210000)	26,455,248.86	4.83%
Chemicals (2020000)	Westfall Technik Inc	14,889,205.03	2.72%
	PXO Holdings III Corp.	8,578,500.00	1.57%
	USALCO, LLC	995,000.00	0.18%
	Total Chemicals (2020000)	24,462,705.03	4.46%
Diversified Telecommunication Services (9020000)	Smart City Holdings LLC	14,475,000.00	2.64%
	EvolveIP, LLC	4,772,289.28	0.87%
	Total Diversified Telecommunication Services (9020000)	19,247,289.28	3.51%
Food Products (5120000)	LVF Holdings, Inc	18,361,250.00	3.35%
	Total Food Products (5120000)	18,361,250.00	3.35%
Diversified Consumer Services (9551701)	Flagship Intermediate Holdco, LLC	10,270,637.92	1.87%
	Heartland Home Services	7,225,185.96	1.32%
	Total Diversified Consumer Services (9551701)	17,495,823.88	3.19%
IT Services (8030000)	NMI AcquisitionCo, Inc.	15,458,515.79	2.82%
	Chartis Group, LLC (The)	690,069.95	0.13%
	Total IT Services (8030000)	16,148,585.74	2.95%
Construction & Engineering (3040000)	Tank Holding Corp.	14,000,000.00	2.56%
	Total Construction & Engineering (3040000)	14,000,000.00	2.56%
Wireless Telecommunication Services (9030000)	Emergency Communications Network, LLC	13,281,144.79	2.42%
	Total Wireless Telecommunication Services (9030000)	13,281,144.79	2.42%
Health Care Equipment & Supplies (6020000)	Medical Manufacturing Technologies, LLC	11,435,268.17	2.09%
	Analogic Corporation	1,596,812.59	0.29%
	Total Health Care Equipment & Supplies (6020000)	13,032,080.76	2.38%
Diversified Financial Services (7110000)	Riveron Acquisition Holdings, Inc.	13,027,304.04	2.38%
	Total Diversified Financial Services (7110000)	13,027,304.04	2.38%
Air Freight & Logistics (3210000)	48Forty Solutions LLC	12,668,250.00	2.31%
	Total Air Freight & Logistics (3210000)	12,668,250.00	2.31%
Personal Products (5220000)	Dermarite Industries LLC	11,419,711.58	2.08%
	Total Personal Products (5220000)	11,419,711.58	2.08%
Leisure Products (4120000)	Direct Travel, Inc.	5,253,769.09	0.96%
	SPay, Inc	5,064,362.79	0.92%
	Total Leisure Products (4120000)	10,318,131.88	1.88%

S&P Industry	Issuer Name	Principal Balance	% of CPA
Distributors (4410000)	Individual FoodService Holdings, LLC	8,288,629.54	1.51%
	Total Distributors (4410000)	8,288,629.54	1.51%
Insurance (7210000)	Integrity Marketing Group, LLC	4,895,267.86	0.89%
	K2 Insurance Services, LLC	3,347,246.78	0.61%
	Total Insurance (7210000)	8,242,514.64	1.50%
Health Care Technology (9551729)	MMIT Holdings, LLC	6,000,000.00	1.10%
	Total Health Care Technology (9551729)	6,000,000.00	1.10%
Beverages (5110000)	Wineshipping.Com LLC	3,833,772.56	0.70%
	Total Beverages (5110000)	3,833,772.56	0.70%
Electrical Equipment (3050000)	Dwyer Instruments, Inc	1,792,442.76	0.33%
	Total Electrical Equipment (3050000)	1,792,442.76	0.33%
	Total	506,728,556.32	100%

Risk Retention

The Originator has provided confirmation that it (i) continues to hold the Retention Securities and (ii) has not sold, hedged or otherwise mitigated its credit risk under or associated with the Retention Securities or the underlying portfolio of Collateral Obligations, in each case except to the extent permitted in accordance with the Retention Requirements.

RETENTION REQUIREMENTS

Pursuant to the Retention Undertaking Letter between, among others, the Originator and the Issuer, the Originator will hold the Retention Securities, as described below, in its capacity as an "originator" for the purposes of the Retention Requirements. Pursuant to the Retention Undertaking Letter, the Originator will undertake and agree for so long as any Notes are outstanding to:

(a) Retain a net economic exposure in the transaction contemplated by this Offering Circular, such net economic exposure being in the form of retention of a first loss exposure pursuant to paragraph 1(d) of the AIFMD Retention Requirements, paragraph 1(d) of Article 405 of the CRR Retention Requirements and paragraph 2(d) of Article 254 of Solvency II (each such provision as in force on the Closing Date), by undertaking to acquire on the Closing Date, and to hold on an ongoing basis for so long as any Class of Securities remains Outstanding, Preferred Interests with an aggregate Dollar purchase price (calculated as of the date of issuance thereof) at least equal to the Retention Amount (the "Retention Securities");

(b) Agree not to sell, hedge or otherwise mitigate its credit risk under or associated with the Retention Securities, except to the extent permitted by the Retention Requirements;

(c) Subject to any regulatory requirements, agree if reasonably requested by the Issuer to provide to the Issuer, on a confidential basis, information in the possession of the Originator relating to its holding of the Retention Securities, at the cost and expense of the party seeking such information, and to the extent such information is not subject to a duty of confidentiality, at any time prior to maturity of the Securities;

(d) Agree to confirm in writing its continued compliance with the covenants set out at paragraphs (a) and (b) above:

(i) Promptly upon the request of the Issuer (at the request of the Trustee, the Collateral Administrator, the Initial Purchaser or the Collateral Manager), which will notify the party making such request; and

(ii) To the Issuer on or before the related report determination date for the purposes of inclusion of such confirmation in each Monthly Report;

(e) Undertake and agree that:

(i) In relation to every Collateral Obligation that it sells or transfers to the Issuer, it purchased or will purchase such obligation for its own account prior to selling such obligation to the Issuer; or

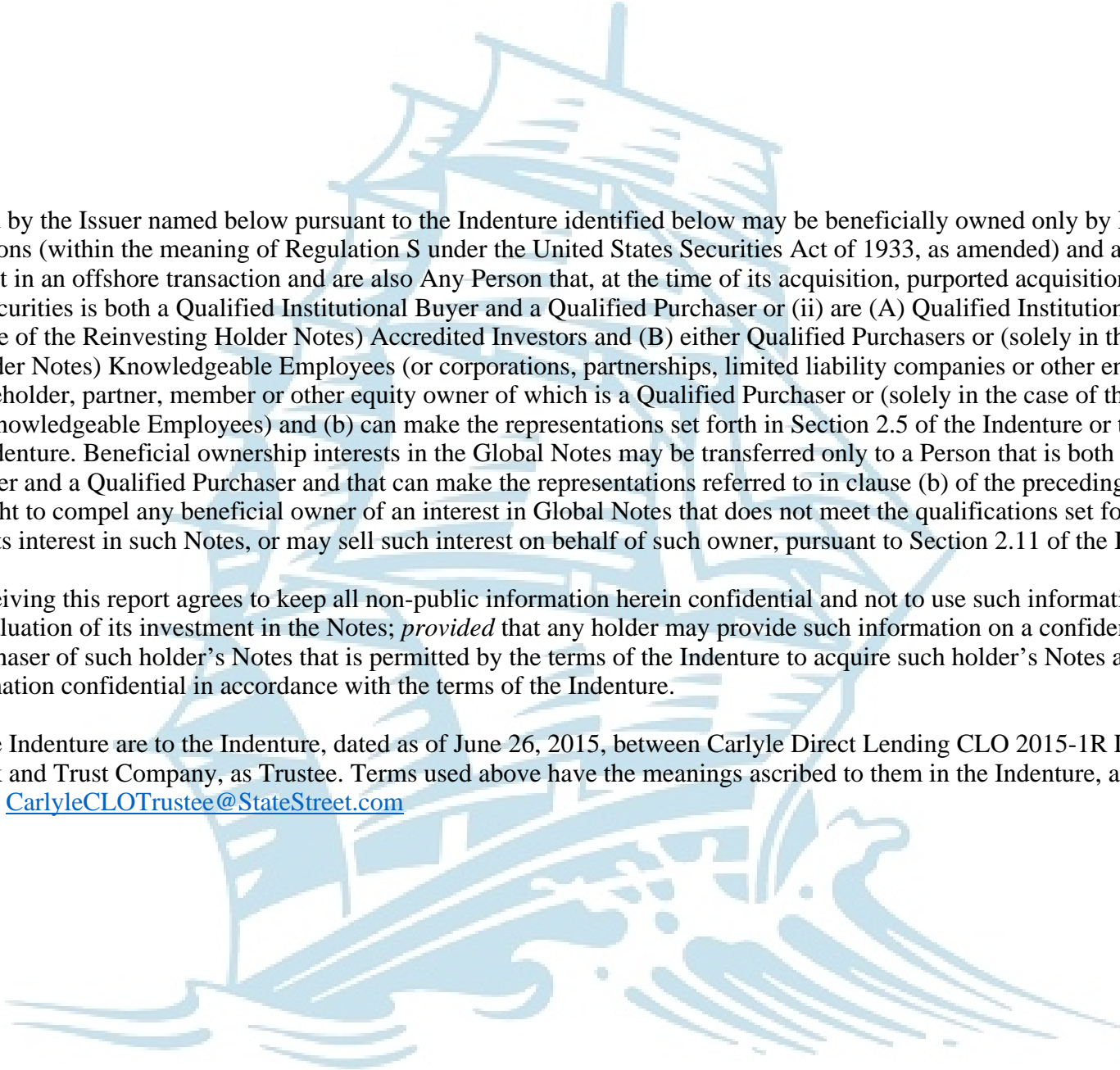
(ii) In relation to at least a portion of the Collateral Obligations that it sells or transfers to the Issuer, either it or through related entities, directly or indirectly, was involved or will be involved in the original agreement which created or will create such obligation;

(f) Agree that it shall promptly notify the Issuer (who shall notify the Trustee, the Collateral Manager and the Collateral Administrator) if for any reason it (i) ceases to hold the Retention Securities in accordance with clause (a) above or (ii) fails to comply with the agreements and covenants (as applicable) set out in clauses (b) or (e) above in any way; and

(g) Acknowledge and confirm that the Originator (together with the Collateral Manager) established the transaction contemplated by the Transaction Documents and appointed the Initial Purchaser to provide certain specific services in order to assist with such establishment.

Notwithstanding the foregoing, the Originator will be permitted to transfer the Retention Securities to the extent such transfer would not cause the transaction described in this Offering Circular to cease to be compliant with the Retention Requirements.

Certain fees and expenses of the Originator, including, without limitation, the legal fees and expenses of counsel to the Originator, will be paid from the proceeds received from the issuance and sale of the Securities.



The Notes issued by the Issuer named below pursuant to the Indenture identified below may be beneficially owned only by Persons that (a) (i) are not U.S. persons (within the meaning of Regulation S under the United States Securities Act of 1933, as amended) and are purchasing their beneficial interest in an offshore transaction and are also Any Person that, at the time of its acquisition, purported acquisition or proposed acquisition of Securities is both a Qualified Institutional Buyer and a Qualified Purchaser or (ii) are (A) Qualified Institutional Buyers or (solely in the case of the Reinvesting Holder Notes) Accredited Investors and (B) either Qualified Purchasers or (solely in the case of the Reinvesting Holder Notes) Knowledgeable Employees (or corporations, partnerships, limited liability companies or other entities (other than trusts) each shareholder, partner, member or other equity owner of which is a Qualified Purchaser or (solely in the case of the Reinvesting Holder Notes) Knowledgeable Employees) and (b) can make the representations set forth in Section 2.5 of the Indenture or the appropriate Exhibit to the Indenture. Beneficial ownership interests in the Global Notes may be transferred only to a Person that is both a Qualified Institutional Buyer and a Qualified Purchaser and that can make the representations referred to in clause (b) of the preceding sentence. The Issuer has the right to compel any beneficial owner of an interest in Global Notes that does not meet the qualifications set forth in the preceding sentence to sell its interest in such Notes, or may sell such interest on behalf of such owner, pursuant to Section 2.11 of the Indenture.

Each Holder receiving this report agrees to keep all non-public information herein confidential and not to use such information for any purpose other than its evaluation of its investment in the Notes; *provided* that any holder may provide such information on a confidential basis to any prospective purchaser of such holder's Notes that is permitted by the terms of the Indenture to acquire such holder's Notes and that agrees to keep such information confidential in accordance with the terms of the Indenture.

References to the Indenture are to the Indenture, dated as of June 26, 2015, between Carlyle Direct Lending CLO 2015-1R LLC, as Issuer, and State Street Bank and Trust Company, as Trustee. Terms used above have the meanings ascribed to them in the Indenture, a copy of which may be obtained from CarlyleCLOTrustee@StateStreet.com